

## Update DALI Control IP64 Gateway [SCN-DALI64.03]

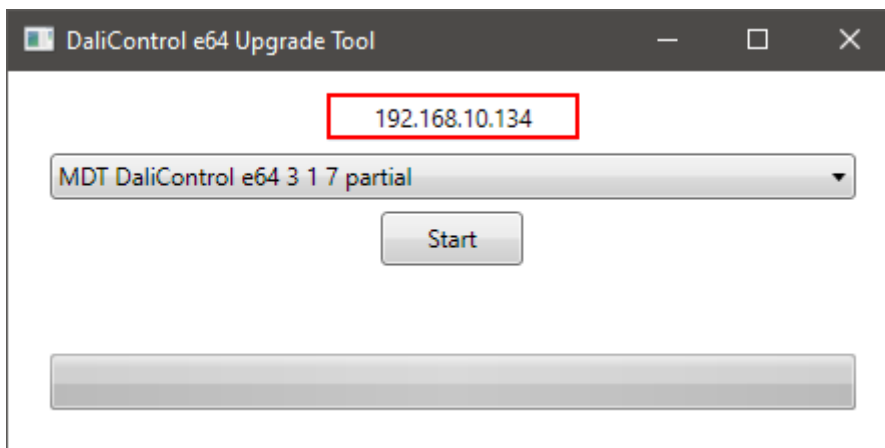
### Preparation

First download the update for your DALI Control IP64 Gateway from [www.mdt.de](http://www.mdt.de) and unpack the zip archive on your PC. The zip archive contains an .exe file.

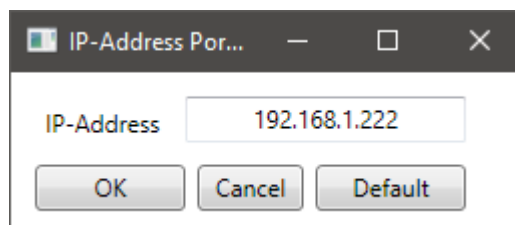
MDT\_e64\_UpgradeTool\_V3.x.x.exe

### Update

- 1) Open the update tool and double-click on the IP address displayed.

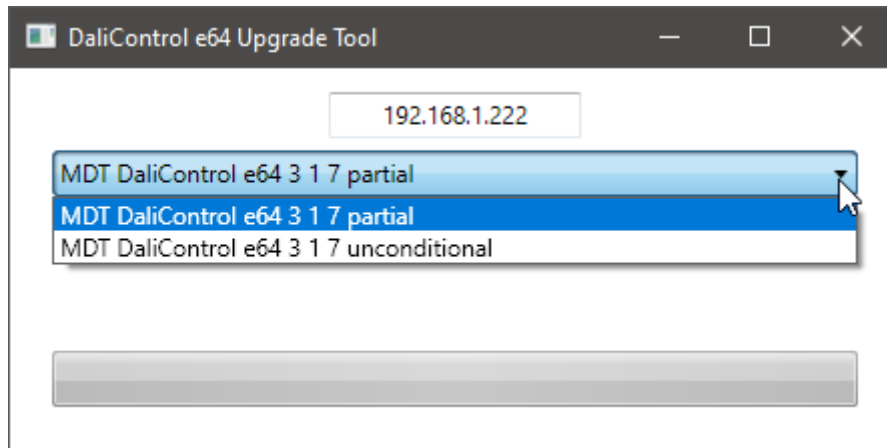


- 2) Now enter the IP address of your SCN-DALI64.03 gateway and confirm with [OK]. The IP address can be found in the device menu under [NETWORK IP ADDRESS], for example.

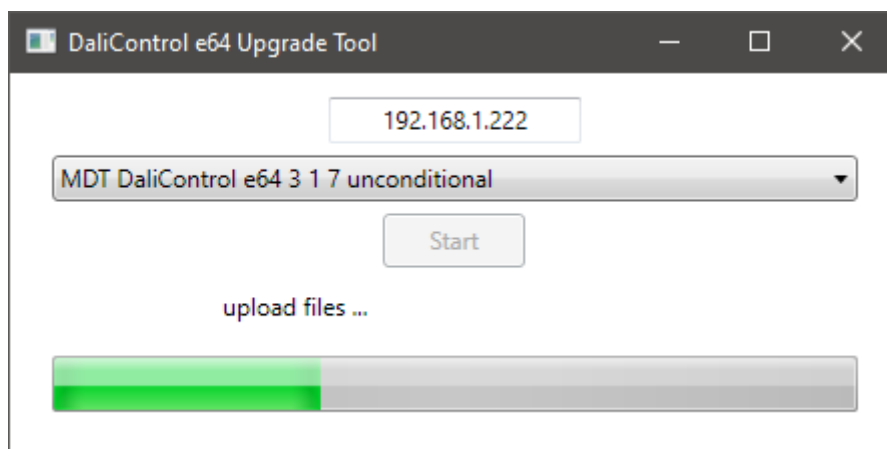
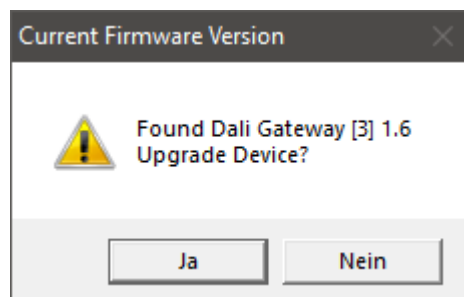


3) Now select the type of update. The following options are available:

- a. Partial: The device configuration and the physical address are retained, a new DALI setup does not have to be done.
- b. Unconditional: All existing data in the device will be overwritten! After the update, a new commissioning is necessary.



4) Begin the update with [Start] and confirm in the following window with [Yes/Ja].



- 5) After the successful update, the gateway responds with the new firmware version. The update is completed and the application can be closed.

